

How to use T2SCHOLA (For students)

In Tokyo Tech, the learning management system (LMS), T2SCHOLA, is available to browse course materials and to submit assignments.

Log-in to T2SCHOLA will be enabled on the next day after your Tokyo Tech e-mail address becomes available.




Also enrolled courses will be displayed on the next day after the enrolment registration on "Web system for S&F" is completed.

◆How to log-in

Accessing via Tokyo Tech Portal



Educational Services

 教務Webシステム (Web system for S&F)

 **T2SCHOLA**

 TOKYO TECH OCW/OCW-i統合システム

 東工大学修ポートフォリオ (TokyoTechPortfolio)

Accessing via smartphone app

iOS



Android



Look for this icon.

◆Set the language setting to English



1. Click on Name Icon
2. Click on “言語設定”
3. Click on “English”

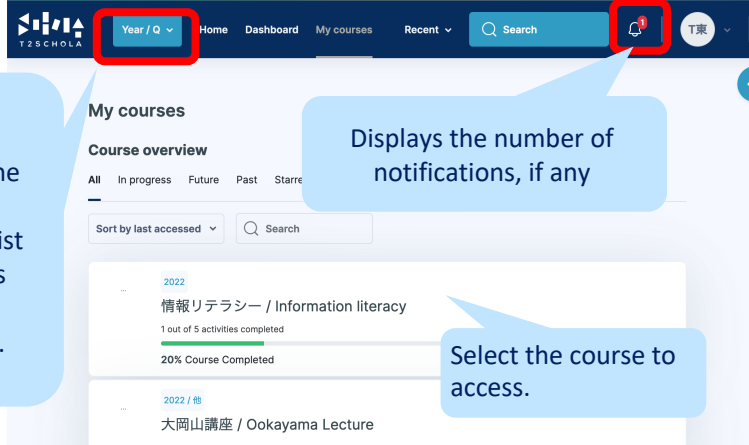
Language selector

✓English (en)
日本語 (ja)

After selecting the year and quarter, a list of courses will be displayed.

◆Top Page

A list of courses for which you are registered (My Courses) will be displayed.



My courses

Course overview

All In progress Future Past Starred

Sort by last accessed Search

2022
情報リテラシー / Information literacy
1 out of 5 activities completed
20% Course Completed

2022 / 他
大岡山講座 / Ookayama Lecture

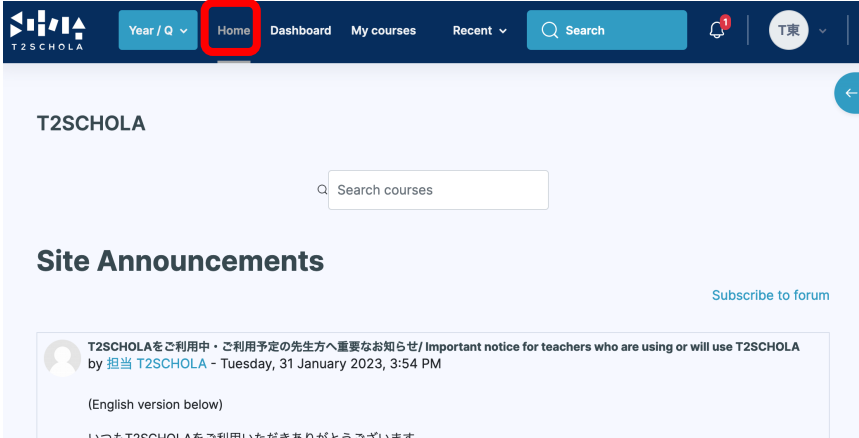
Displays the number of notifications, if any

Select the course to access.

◆Home screen

There are "Course Search" and "Site Announcements".

"The "Site Announcements" section displays communications from T2SCHOLA.



T2SCHOLA

Search courses

Site Announcements

Subscribe to forum

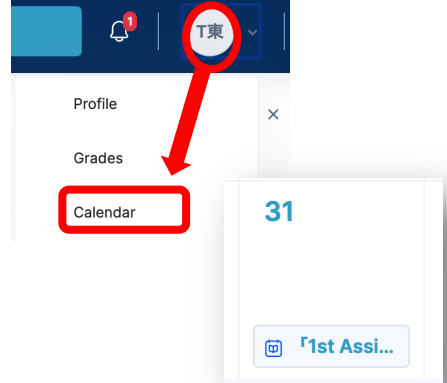
T2SCHOLAをご利用中・ご利用予定の先生方へ重要なお知らせ / Important notice for teachers who are using or will use T2SCHOLA
by 担当 T2SCHOLA - Tuesday, 31 January 2023, 3:54 PM

(English version below)

いつもT2SCHOLAをご利用いただきありがとうございます。

◆Calender

The calendar provides information on assignment deadlines, etc.



Profile

Grades

Calendar

31

1st Assi...

◆Course screen



Can fold

Be careful not to miss the message from the faculty!

Contact address of the faculty

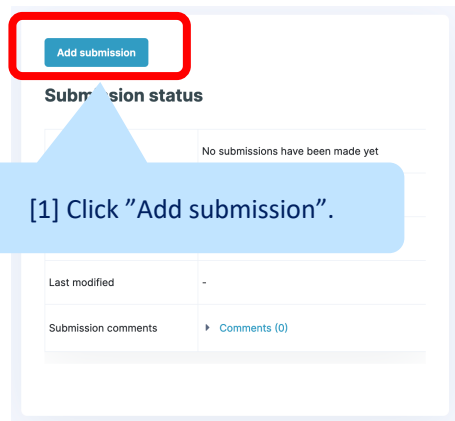
Lecture material

Assignment

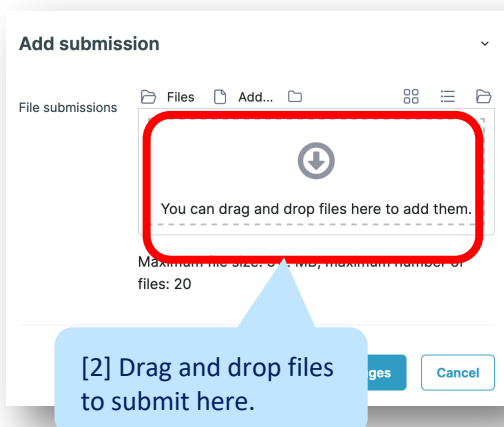
After the course is selected, the screen as left appears. Materials and assignments are posted for each course.

Message posted by a faculty in the announcement will be notified automatically to the Tokyo Tech email address.

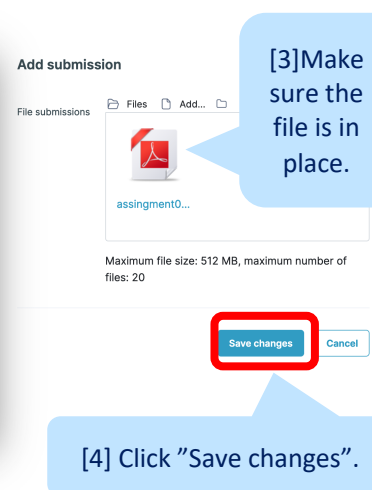
◆Assignment submission



[1] Click "Add submission".



[2] Drag and drop files to submit here.

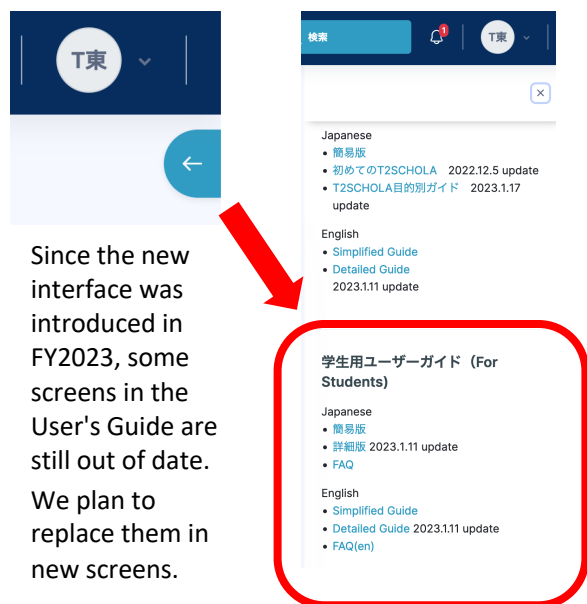


[3] Make sure the file is in place.

[4] Click "Save changes".

◆User's guide

Click on the light blue arrow in the upper right corner of the screen for a link to the user guide.



Since the new interface was introduced in FY2023, some screens in the User's Guide are still out of date. We plan to replace them in new screens.

◆Inquiry

For inquiries, click the banner, shown at the bottom of the top page.

Then on the displayed form, fill in the required information, and submit it.

